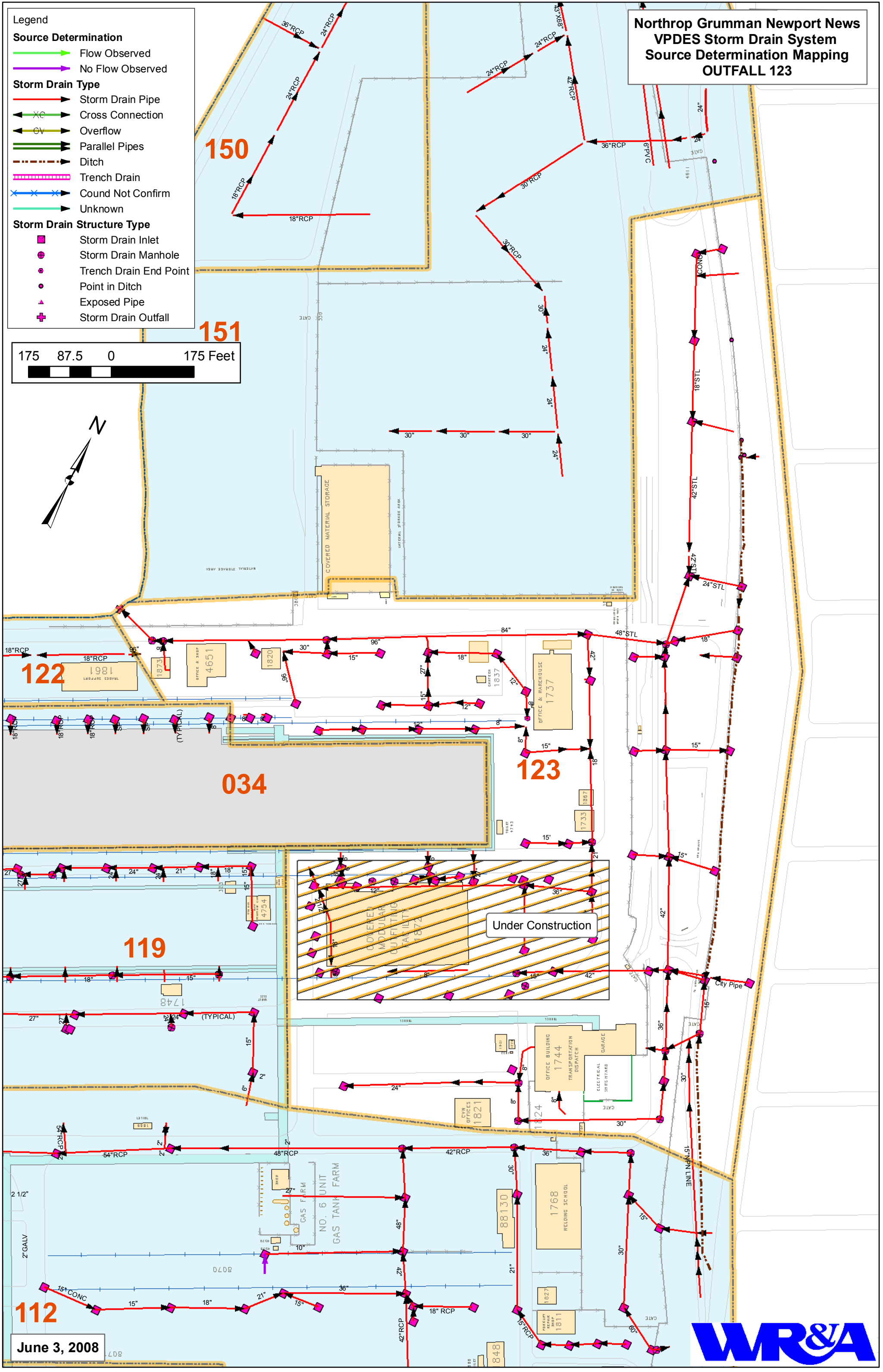

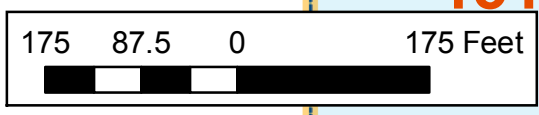


**Northrop Grumman Newport News
VPDES Storm Drain System
Source Determination Mapping
OUTFALL 123**

- Legend**
- Source Determination**
- Flow Observed
 - No Flow Observed
- Storm Drain Type**
- Storm Drain Pipe
 - Cross Connection
 - Overflow
 - Parallel Pipes
 - Ditch
 - Trench Drain
 - Could Not Confirm
 - Unknown
- Storm Drain Structure Type**
- Storm Drain Inlet
 - Storm Drain Manhole
 - Trench Drain End Point
 - Point in Ditch
 - Exposed Pipe
 - Storm Drain Outfall



June 3, 2008

